



## BASANT VALLEY PUBLIC SCHOOL

SUMMER BREAK – 2019-20

Class – 1<sup>ST</sup>



Note – \* Summer Vacation will start from 16<sup>th</sup> May 2019 to 30<sup>th</sup> June 2019 and school will reopen on 1<sup>st</sup> July.

\* Kindly submit the Holiday Homework by 5<sup>th</sup> July 2019.

Dear Parents,

We know you are looking forward to spend some constructive time with your child during the summer vacations. Here are some of the fun filled activities to utilize your valuable time. We hope that you will enjoy doing each activity with the child and make the holidays fruitful and exciting.

Some of the suggested activities for your child are –

- 1) Get up early in the morning and see the rising sun.
- 2) Go for a nature walk.
- 3) Feel the fresh air take a deep breath and do breathing exercise.
- 4) Hear the birds chirping.
- 5) Water the plants and feed the birds.

### Tips for summer Break

Do

Always start your day with prayers

Drink lots of liquids like water, juice etc.

Wear cap and carry an umbrella when you move out day time

Help your parents at home by putting your things in place.

Wish your elders and guests

Always use these words – Thank you, sorry, please, Excuse me.

Don't do

Don't watch TV for long hours


Don't eat junk food

Don't play in sun

### General Instructions

- 1) Bring Holidays Homework in a beautifully decorated folder.
- 2) Parents are requested to only guide their children while doing the assignment.
- 3) Project Homework will be assessed on the basis of neatness, creativity and originality of ideas.

Have a great  
**Summer**  
Vacation!



## ENGLISH

- 1) Complete, pages 18 to 40 in cursive writing book.
  - 2) Take any 10 words, from lesson 4 and 5 write their meanings and make sentences out of them.
  - 3) Read the story, "The crow and the fox". (Refer Fusion, page – 32)
  - 4) Paste 2 pictures each, under the headings of, the names of person, places, animals and things in a colourful A3 sheet.
- 

## HINDI

1. आ से लेकर ऊ तक की मात्रा वाले 5 – 5 शब्दों के फ्लैश कार्ड बनाओ।
  2. अपनी पाठ्य पुस्तिका में से कोई भी एक कविता याद करो व उसका चित्र बनाकर ए3 साइज शीट पर लिखो। (कविता प्रतियोगिता के लिए)
  3. मोती से अक्षर पेज न. 1 से 20 तक पूरा करो। (पेज न. 51, 52, 63, 64, 67, 68, 69, 75, 84, 86, 88, 89, 97, 99, 101, 105, 114, 118 पूरे करो।)
- 

## MATHS

- 1) Learn numerals 1 to 100 and write it 5 times in notebook.
  - 2) Learn & write days of the week in notebook.
- 

## EVS

- 1) Learn lesson 1 and 2. (all work done in book and notebook)
- 2) Make a kutcha house using any material like – dry leaves and straws, sticks twigs.
- 3) Paste pictures of sense organs on A4 size sheet and write their function

## Worksheet - 1

- पढिए और जोडकर लिखिए।

1. थ + र + म + स


2. अ + च + र + ज


3. च + ा + व + ल


4. ब + त + ा + श + ा


5. प + ा + ठ + श + ा + ल + ा


6. त + ि + क + य + ा


7. ि + क + र + ण


8. र + ि + व + व + ा + र


9. ि + ब + ल


10. म + ह + ा + ब + ल + ि


11. स + ा + ड + ि


12. प + प + ि + त + ा


13. च + ि + ल


14. त + ँ + ल + स + ि






● दिए गए चित्रों के सही नाम पर (✓) का निशान लगाओ।

1.  — ऐनक ( ) एक ( )
2.  अनार ( ) आम ( )
3.  तकिया ( ) सुमन ( )
4.  गद्दा ( ) गुलाब ( )
5.  सितार ( ) टिकट ( )

● देखो समझो और लिखो।

मात्रा—	ा	ि	ी	ु	ू
क —	का	.....	.....	.....	.....
च —	.....	.....	.....	.....	.....
त —	.....	.....	.....	.....	.....
प —	.....	.....	.....	.....	.....

● चित्र देखकर वाक्य पूरे करो।

1.  ..... चख।
2.  ..... इधर रख।
3.  ..... भरकर रख।
4.  ..... बिल में रहता है।


- चित्रों को उनके सही नाम से मिलाओ।



बादल




तराजू



सितार

छाता

फूल




कछुआ

पपीता



किताब



- इ और ई की मात्रा के शब्द छाँटकर खाली स्थान में लिखो।

(मछली, छतरी, बकरी, दही, लिफाफा, चिड़िया, टिकट, किसान)

इ की मात्रा के शब्द

ई की मात्रा के शब्द

.....

.....

.....

.....

.....

.....

.....

.....


Worksheet - 2

ई (ी) की मात्रा

1. चित्र को नाम से मिलाओ



चील  
मछली  
तीर  
हाथी  
बकरी  
चाबी



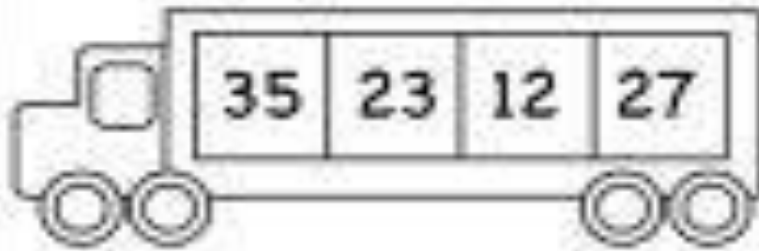
Worksheet - 3

Write missing number -

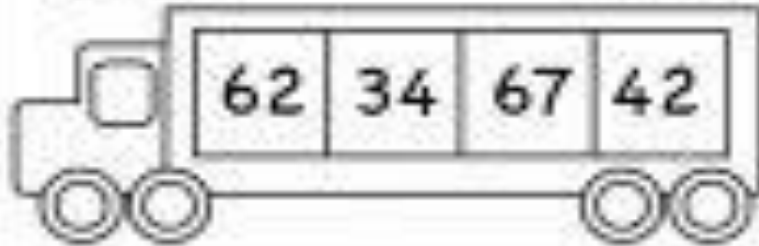
200		202			205				209
210	211			214			217		
220						226			229
		232			235			238	
	241		243						249
250				254			257		
	261		263					268	
		272		274					279
280				284		286		288	
		292					297		299

Worksheet - 4

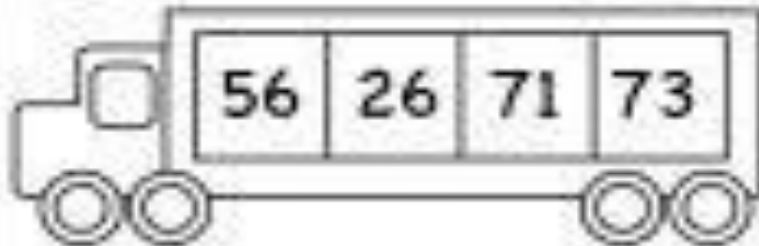
Write the numbers in order from least to greatest.



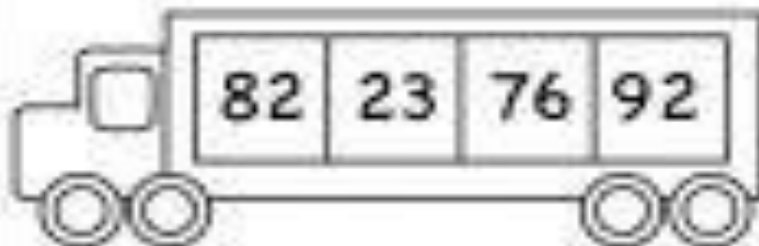
--	--	--	--




--	--	--	--



--	--	--	--



--	--	--	--

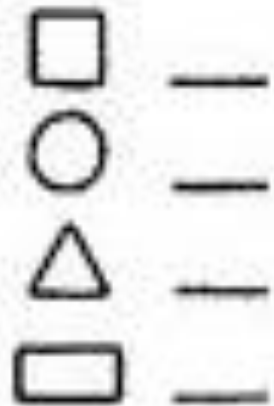
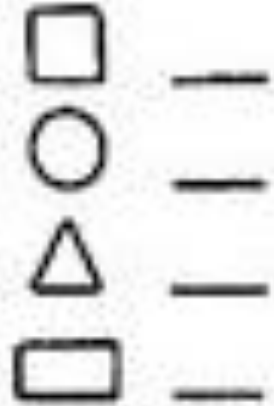
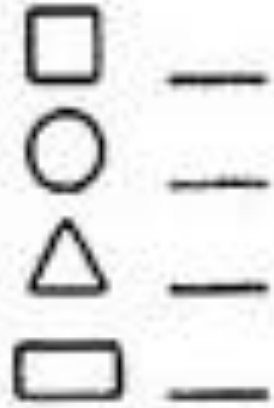
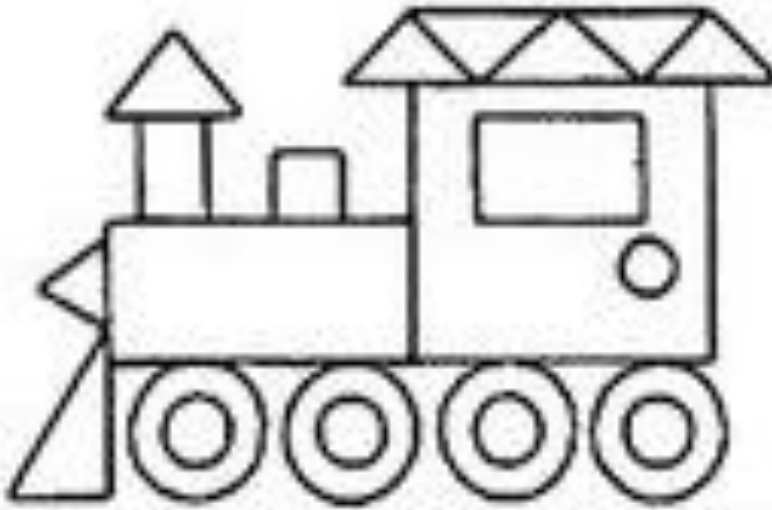


--	--	--	--



Worksheet - 5

Count and write the different shapes



# Worksheet - 6

Find the names of days of a week in the following grid. Colour them.

B	W	E	D	N	E	S	D	A	Y
R	J	Q	F	L	R	M	Y	N	B
T	H	U	R	S	D	A	Y	A	M
R	N	Z	I	R	I	F	A	C	O
S	A	Q	D	H	Z	J	A	S	N
U	A	T	A	F	P	A	K	U	D
N	G	W	Y	O	E	U	A	G	A
D	T	U	E	S	D	A	Y	A	Y
A	X	M	A	L	M	V	P	T	E
Y	S	A	T	U	R	D	A	Y	X

<b>SUNDAY</b>	<b>THURSDAY</b>
<b>MONDAY</b>	<b>FRIDAY</b>
<b>TUESDAY</b>	<b>SATURDAY</b>
<b>WEDNESDAY</b>	

Worksheet - Computer

Write the name of given pictures.



\_\_\_\_\_



\_\_\_\_\_



\_\_\_\_\_



\_\_\_\_\_



\_\_\_\_\_



\_\_\_\_\_

HFLP BOX

mouse

monitor

keyboard

printer

tower/cpu

surge protector